



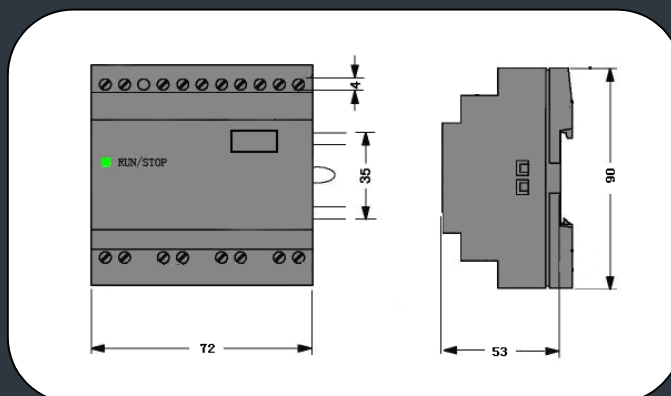
- ❖ *Rugged, low cost model.*
- ❖ *DIN Rail or Wall mounted.*
- ❖ *Connect optional Ethernet module.*
- ❖ *Connect HMI / Operator Panel using Modbus.*

ELC-12 Series

<u>MODEL</u>	<u>POWER SUPPLY</u>	<u>INPUTS</u>	<u>OUTPUTS</u>	<u>RTC</u>	<u>PWM</u>
ELC-12AC-R	AC 110~240V	8 Digital	4 Relays	Yes	No
ELC-12DC-D-R	DC12V – DC24V	8 Digital	4 Relays	Yes	No
ELC-12DC-D-TN	DC12V – DC24V	8 Digital	4 Transistors	Yes	1 Ch.
ELC-12DC-D-TP	DC12V – DC24V	8 Digital	4 Transistors	Yes	1 Ch.
ELC-12DC-DA-R	DC12V – DC24V	8 Digital / Analog	4 Relays	Yes	No
ELC-12DC-DA-TN	DC12V – DC24V	8 Digital / Analog	4 Transistors	Yes	1 Ch.
ELC-12DC-DA-TP	DC12V – DC24V	8 Digital / Analog	4 Transistors	Yes	1 Ch.

GENERAL SPECIFICATIONS

Timers	: 130
Counters	: 130
Function Blocks	: 130
Operation temp.	: 0 -55
Storage	:-40 -70
Protection	: IP20
RTC accuracy	: MAX ±5S/day
RTC time intervals	: 130
RTC Backup at 25 °C:	10 hours
Power-off retentivity	: yes
Storage capacity	: 128K
Dimensions	: 72*90*53 (Unit, mm)
Certificate	: CE
Installation	: DIN rail or screw for installation
Expansion capacity	: No



ELC-12AC-R

Power supply

Rated voltage: AC 110-240V
 AC220V consumption: 3W
 Main voltage operation range: AC85-256V
 Allowable main frequency: 47-63Hz

Digital input

Signal 0: AC 0-40V
 Signal 1: AC79-240V
 Input current: < 0.03mA
 Input current: >0.08mA

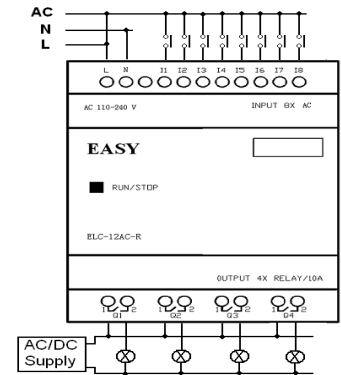
High-speed counting: I8 (Max.99k Hz)

Digital output

Output type: relay output
 continuous current max value: MAX. 10A

Switch frequency

Mechanism: 10Hz
 Resistor load: 2Hz
 Inductive load: 0.5Hz



ELC-12DC-D-R

Power supply

Rated voltage: DC12-24V
 (Output full-load) : Typical 3W
 Main voltage operation range: 10V-28V

Digital input

Signal 0: DC 0-3V
 Signal 1: DC 8-24V
 Input current: < 1.0mA
 Input current: >1.5mA

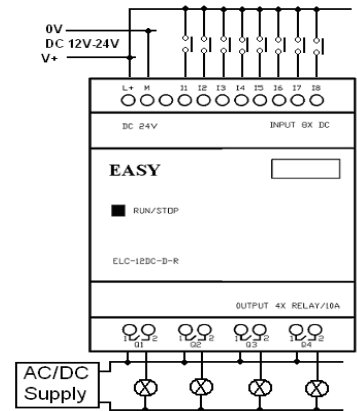
High-speed counting: I8 (Max.99k Hz)

Digital output

Output type: relay output
 continuous current max value: MAX. 10A

Switch frequency

Mechanism: 10Hz
 Resistor load: 2Hz
 Inductive load: 0.5Hz



ELC-12DC-DA-R

Power supply

Rated voltage: DC12-24V
 (Output full-load) : Typical 3W
 Main voltage operation range: 10V-28V

Digital input

Signal 0: DC 0-3V
 Signal 1: DC 8-24V
 Input current: < 1.0mA
 Input current: >1.5mA

High-speed counting: AI8 (Max.99k Hz)

Analog input

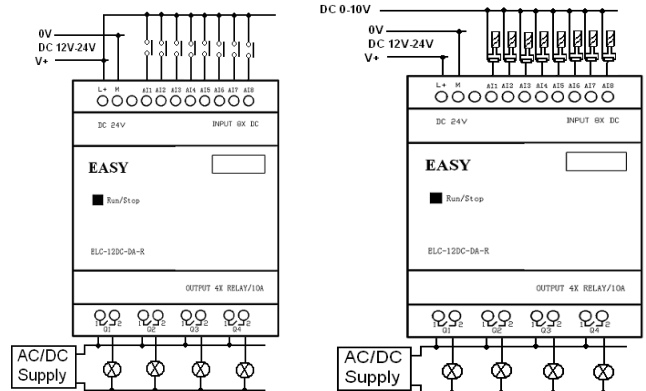
Signal: DC 0-10V

Digital output

Output type: relay output
 continuous current max value: MAX. 10A

Switch frequency

Mechanism: 10Hz
 Resistor load: 2Hz
 Inductive load: 0.5Hz



ELC-12DC-D-TP

Power supply

Rated voltage: DC12-24V
 (Output full-load) : Typical 3W
 Main voltage operation range: 10V-28V

Digital input

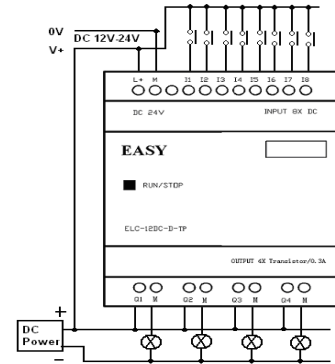
Signal 0:DC 0-3V
 Signal 1:DC 8-24V
 Input current: < 1.0mA
 Input current: >1.5mA

High-speed counting: I8 (Max.99k Hz)

Digital output

Output type: transistor(PNP type) output
 continuous current max value: MAX.0.3A

PWM: 1 channel (Q4)



ELC-12DC-DA-TP

Power supply

Rated voltage: DC12-24V
 (Output full-load): Typical 3W
 Main voltage operation range: 10V-28V

Digital input

Signal 0:DC 0-3V
 Signal 1:DC 8-24V
 Input current: < 1.0mA
 Input current: >1.5mA

High-speed counting: AI8 (Max.99k Hz)

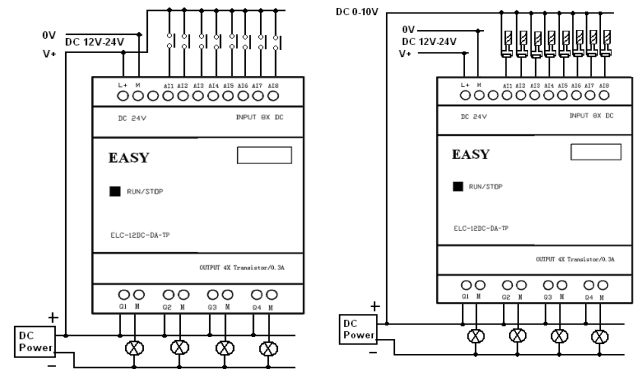
Analog input

Signal: DC 0-10V

Digital output

Output type: transistor(PNP type) output
 continuous current max value: MAX. 0.3A

PWM: 1 channel (Q4)



Consult our website

For the latest updated information

www.super-relay.com